

Structural-behavioural analytics for independent interpretation.

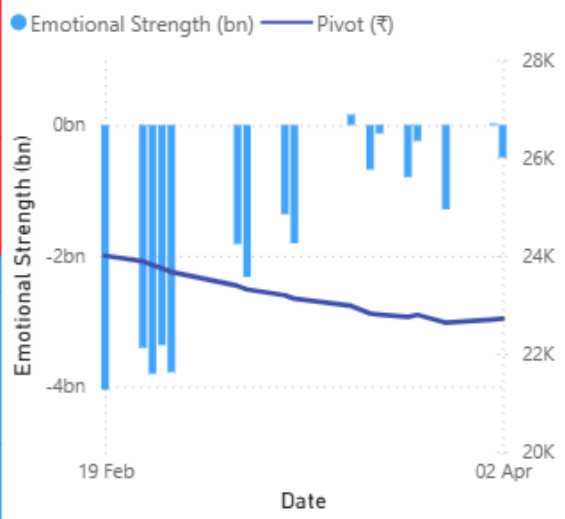
Powered by QIM  
Ashwin Vaidyanathan

**103.82**  
FFM. Cap (Lakhs Crores) ₹

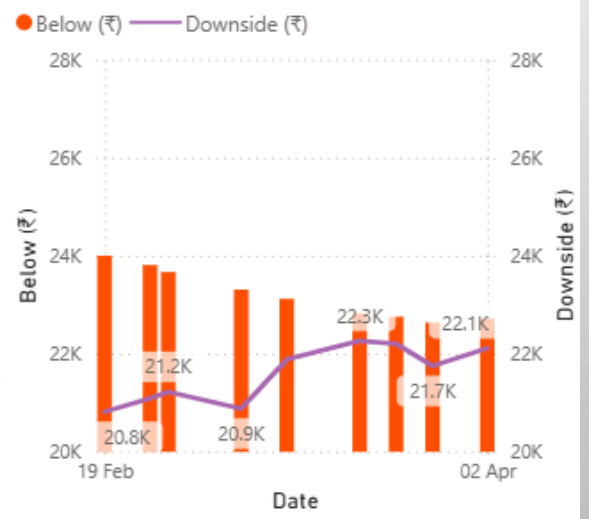
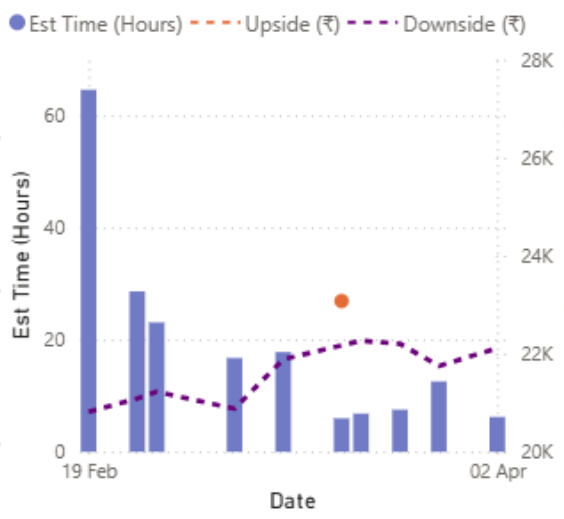
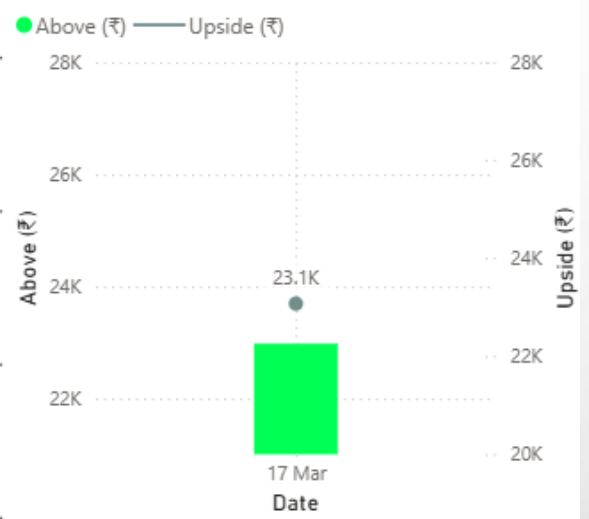
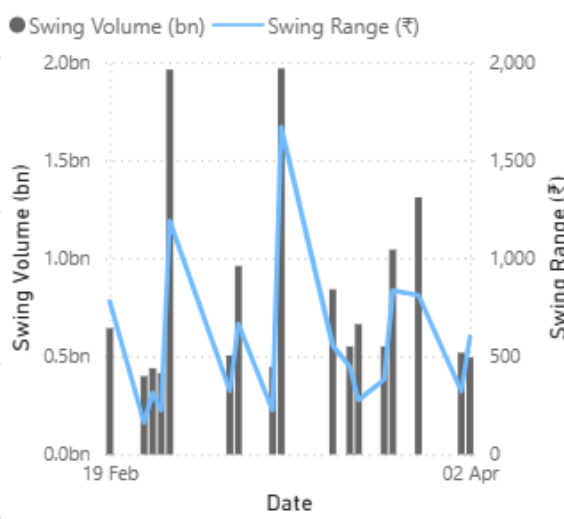
**24**  
Advance

**26**  
Decline

**0**  
Unchanged



**(Nifty 50 Projections Layout Dashboard 0604026)**  
"Powered by OIM | Emotional Strength & Swina Fidelity for Sovereian Deployment"



# INTERPRETATION NOTE

- QIM FRAMEWORK PRESENTS STRUCTURAL-BEHAVIOURAL DATA WITHOUT PRESCRIBING DIRECTIONAL CONCLUSIONS.
- MARKET BEHAVIOUR EVOLVES CONTINUOUSLY, AND INTERPRETATION IS THEREFORE LEFT TO THE USER BASED ON CONTEXT, EXPERIENCE, AND SITUATIONAL AWARENESS.



# DISCLAIMER



I AM AN INDEPENDENT DATA ANALYST



I am not a SEBI-registered analyst or Advisor.



The results presented in the slides are the output of the quantum calculator, which is a quantum interpretive model(QIM).



THE SLIDES DO NOT CONTAIN ANY BUY OR SELL RECOMMENDATIONS, ADVICE OR COMMENTARY.



The information presented in the slides is for Educational purposes only. For Informed decision making, contact your SEBI-registered Analyst/Advisor.

# CONTACT



EMAIL –  
[ASHWIN@QIMFRAMEWORK.COM](mailto:ASHWIN@QIMFRAMEWORK.COM)



MOBILE: +91-8925754190



WEBSITE: [QIMFRAMEWORK.COM](http://QIMFRAMEWORK.COM)