

Nifty Projections (10-04-2026)

Structural-behavioural analytics for independent interpretation.

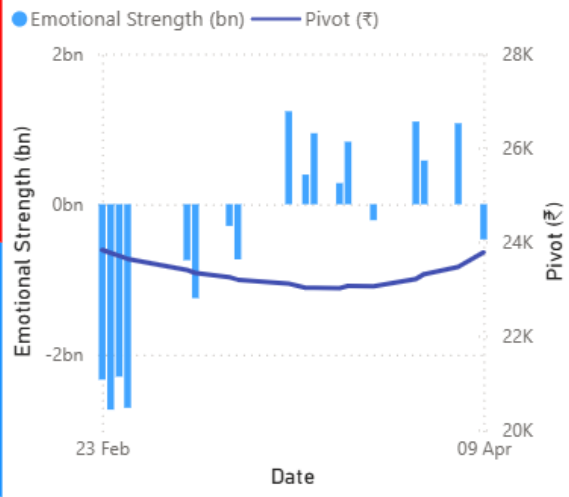
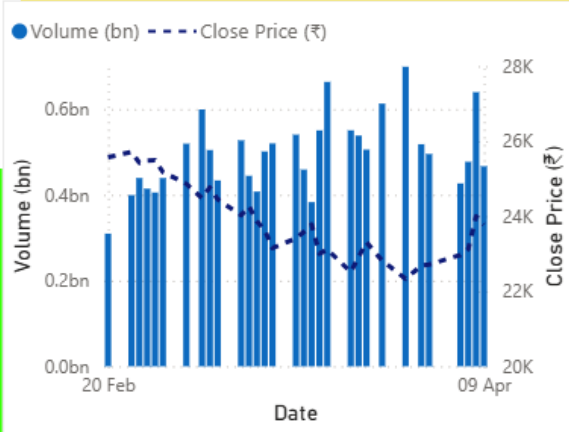
Powered by QIM
Ashwin Vaidyanathan

108.71
FFM. Cap (Lakhs Crores) ₹

21
Advance

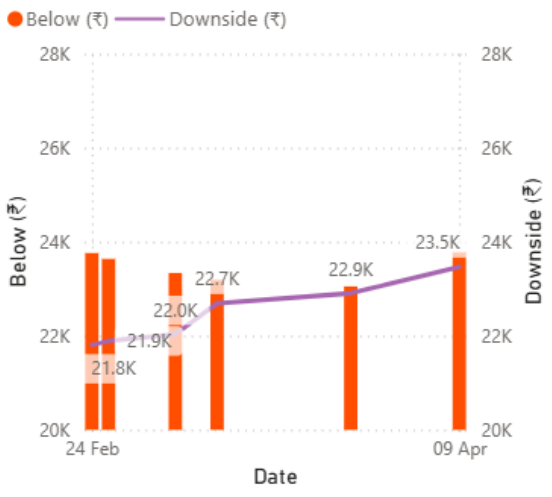
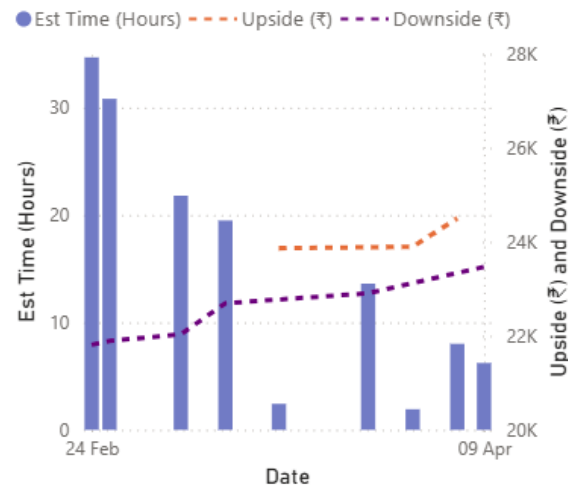
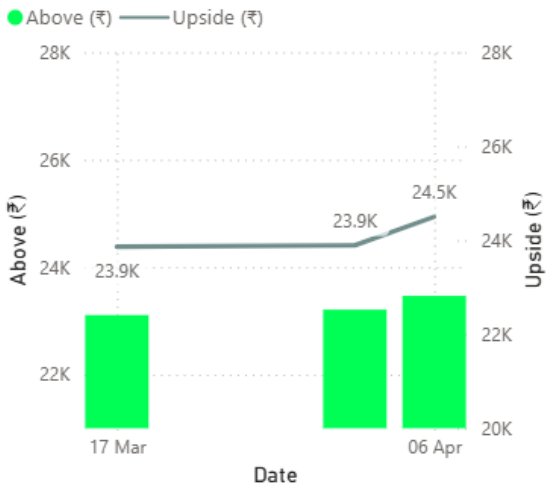
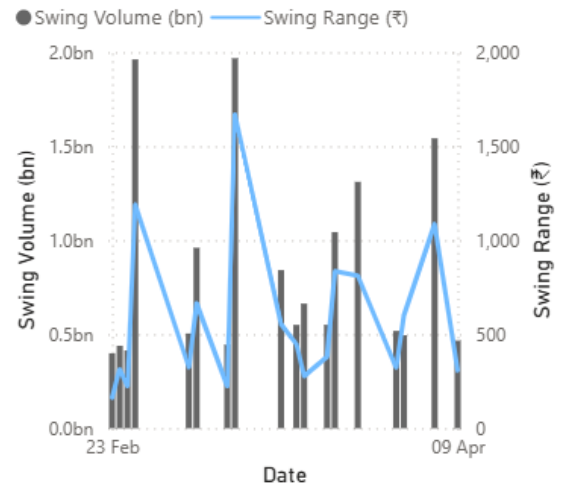
29
Decline

0
Unchanged



(Nifty 50 Projections Layout Dashboard 1004026)

"Powered by QIM | Emotional Strength & Swing Fidelity for Sovereign Deployment"



INTERPRETATION NOTE

- QIM FRAMEWORK PRESENTS STRUCTURAL-BEHAVIOURAL DATA WITHOUT PRESCRIBING DIRECTIONAL CONCLUSIONS.
- MARKET BEHAVIOUR EVOLVES CONTINUOUSLY, AND INTERPRETATION IS THEREFORE LEFT TO THE USER BASED ON CONTEXT, EXPERIENCE, AND SITUATIONAL AWARENESS.



DISCLAIMER



I AM AN INDEPENDENT DATA ANALYST



I am not a SEBI-registered analyst or Advisor.



The results presented in the slides are the output of the quantum calculator, which is a quantum interpretive model(QIM).



THE SLIDES DO NOT CONTAIN ANY BUY OR SELL RECOMMENDATIONS, ADVICE OR COMMENTARY.



The information presented in the slides is for Educational purposes only. For Informed decision making, contact your SEBI-registered Analyst/Advisor.

CONTACT



EMAIL – ASHWIN@QIMFRAMEWORK.COM



MOBILE: +91-8925754190



WEBSITE: QIMFRAMEWORK.COM